



baeGlass

we create impact

 **EUROCRIFT**
AUTHORIZED DEALER

(954) 655-8115 / (317) 795-9181



About Us

Our desire to build the best windows and doors in our industry has been core value of our business. It has led us to pioneer new products designs to meet a variety of styles and preferences. That's why we continue to be welcomed in new homes, becoming part of our client's life.

We are committed to adding values to our clients, and we understand that your home is a reflection of who you are and your unique expression

That's why all our windows and doors profiles it features superior thermal performance with an exquisite, clean design, comfort and security with luxurious external finishes regardless of room type, purpose or furnishings.



Table Of Content

07 · 18

Windows

Products
pages

19 · 28

Doors

Products
pages

29 · 34

Architectural

Shapes
Available

35 · 36

Mullion

Window
Aluminun

37 · 38

Standard

Finishes

39 · 46

Our

Facilities

7

Our
WINDOWS
Products

8

Serie EC 100

Fixed Window

Beautiful, often used as accent windows is a fixed, rectangular/square window made of thick-walled extruded aluminum frames and impact resistant glass providing you with security, durability, and strength. Fills the room with a substantial amount of light Serves as a standalone or companion window. Architectural shapes available.



DESCRIPTION

- (LMI/SMI) missile impact rated
- Design loads PVB Interlayer (+/-120) SG Interlayer (+/-140)
- Frame depth 3 1/8"
- Standard flush adaptor for installation
- Oversize reinforcement 3.75"
- Concealed mullion adapter (Not clip required)
- Stainless steel assembly screws to avoid future corrosion
- High performance low-e coating
- Sea Turtle Protection Code glass available
- Privacy glass available

BENEFITS

- Shapes or arches on all figures
- Designed for narrow spaces
- Amazing water intrusion performances
- Glass heat strengthened standard
- Aluminum material is chemically pre-treated

GLASS TYPE

- Laminated 7/16" H.S.
- Laminated 9/16" H.S.
- Insulated 1/16" H.S.

GLASS INTERLAYER

- PVB
- SGP

MAXIMUM QUALIFIED SQFT

- Min Width: 8"
- Max Width: 128"
- Min Height: 8"
- Max Height: 128"

MAX QUALIFY SIZE

- 50 x 120"

MAX SQFT

- 41.7"



insurance



noise reduction



uv protection



energy saving



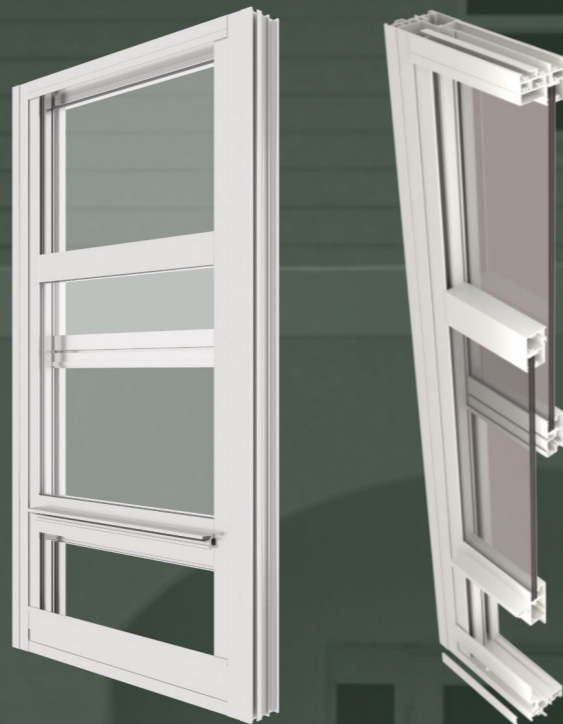
hurricane protection

Serie EC 200

Single Hung

11

Enhance a traditional design without sacrificing, with a stationary top window and a well-balanced bottom sash, this impact resistant single hung window will provide years of near-effortless operation. Ideal for narrow spaces where accesibility and airflow is necessary.



DESCRIPTION

- (LMI/SMI) missile impact rated
- Design loads PVB Interlayer (+/-120)
SG Interlayer (+/-140)
- Frame depth 3 1/8"
- Standard sill 3.75"
- Oversize reinforcement 3.75"
- Concealed mullion adapter (Not clip required)
- Stainless steel assembly screws to avoid future corrosion
- Screws installed outside the frame
- Available Equal lites and Oriel
- High performance low-e coating
- Sea Turtle Protection Code glass available
- Privacy glass available

BENEFITS

- Design for residential and high-rise applications
- Amazing water intrusion performances
- Aluminun cover for installed screws
- Flange frame for masonry and equal leg available
- Glass heat strengthened standard
- Aluminun material is chemically pre-treated

GLASS TYPE

- Laminated 7/16" H.S.
- Laminated 9/16" H.S.
- Insulated 1/16" H.S.

GLASS INTERLAYER

- PVB
- SGP

MAXIMUM QUALIFIED SQFT

- Min Width: 14"
- Max Width: 53"
- Min Height: 24"
- Max Height: 120"

12



insurance



noise reduction



uv protection



energy saving




hurricane protection

Serie EC 300

Horizontal Slider

Deliver's deeper level of safety and security horizontal roller, is an excellent choice for wide horizontal openings. The narrow sightings allow for large expanses of glass that will flood your favorite spaces with light and strengthen connections to the outdoors. With thick aluminum frames and impact rated glass, which provide uncompromising protection from flying debris and hurricane force winds.



DESCRIPTION

- (LMI/SMI) missile impact rated
- Design loads PVB Interlayer (+/-120) SG Interlayer (+/-140)
- Frame depth 3 1/8"
- Oversize reinforcement 3.75"
- Concealed mullion adapter (Not clip required)
- Stainless steel assembly screws to avoid future corrosion
- Screws installed outside the frame
- High performance low-e coating
- Sea Turtle Protection Code glass available
- Privacy glass available

BENEFITS

- Polyamide rollers with nylon housing
- Stupendous water intrusion performances
- Aluminum cover for installed screw feature
- Designed for multiple laminated and insulated glass
- Glass heat strengthened standard
- Aluminum material is chemically pre-treated

GLASS TYPE

- Laminated 7/16" H.S.
- Laminated 9/16" H.S.
- Insulated 1/16" H.S.

GLASS INTERLAYER

- PVB
- SGP

MAXIMUM QUALIFIED SQFT

- Min Width: 14"
- Max Width: 53"
- Min Height: 24"
- Max Height: 120"

MAX SQFT

- 42.2"



insurance



noise reduction



uv protection



energy saving



hurricane protection

Serie EC 500

Storefront

Visual appeal keeping in mind functionality, aesthetics, our aluminum storefront and glass systems have been tested to meet all your storefront specification. Our aluminum storefronts that bring elegance to commercial space allowing expansive views with our glass paneled wall designs, our framing systems are sure to make a great first impression.



DESCRIPTION

- (LMI/SMI) missile impact rated
- Design loads PVB Interlayer (+/-120)
SG Interlayer (+/-140)
- Storefront panels are automatically factory glazed
- Pre-assembled and Pre-glazed
- Concealed mullion adapter (Not clip required)
- Stainless steel assembly screws to avoid future corrosion
- High performance low-e coating
- Sea Turtle Protection Code glass available

BENEFITS

- Compatible with series 600 impact door
- Anchors are not visible
- Glass heat strengthened standard
- Aluminum material is chemically pre-treated
- Front glazing design

MAXIMUM QUALIFIED SQFT

- Min Width: 12"
- Max Width: 144"
- Min Height: 12"
- Max Height: 144"

MAX SQFT

- 60.00"



insurance



noise reduction



uv protection



energy saving



hurricane protection

Our
DOORS
Products

Serie EC 120

Sliding Glass Door

Sliding glass door combines attractive design with functionality to further expand your indoor to outdoor space providing uninterrupted views and a great source of natural light while maintaining an impact rating for inclement weather areas.



DESCRIPTION

- (LMI/SMI) missile impact rated
- Design loads PVB Interlayer (+/-80) SG Interlayer (+/-80)
- Adjustable tandem polyamide needle bearing rollers
- Stainless steel assembly screws to avoid future corrosion
- High performance low-e coating
- Privacy glass available
- Frame depth 4 3/8"

BENEFITS

- Reinforced astragal above 9' - 0"
- Raised grid for design freedom available
- Hidden drainages for unique appearance
- Glass heat strengthened standard

GLASS TYPE

- Laminated 7/16" H.S.
- Laminated 9/16" H.S.
- Insulated 1/16" H.S.

GLASS INTERLAYER

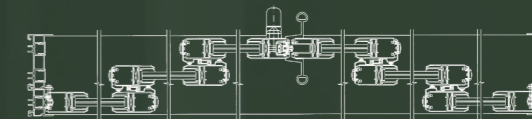
- PVB
- SGP

MAXIMUM QUALIFIED SQFT

- Min Width: 60"
- Max Width: 96"
- Min Height: 50"
- Max Height: 96"

MAX SQFT

- 64.00"



insurance



noise reduction



uv protection



energy saving



hurricane protection

Serie EC 180

Sliding Glass Door

With a robust design that coordinates perfectly with contemporary architecture. EC 180 is a heavy duty sliding glass door that brings perfect combination of acoustics and aesthetics. Designed standar low threshold that meets ADA standars and provides water infiltration protection. While being effortless to operate.



DESCRIPTION

- (LMI/SMI) missile impact rated
- Design loads PVB Interlayer (+/-120) SG Interlayer (+/-140)
- Robust SGD with anchorless jambs
- Frame depht 7"
- Available only SGP (+/-140 PSF)
- Stainless steel assembly screws to avoid future corrosion
- High performance low-e coating
- Sea Turtle Protection Code glass available
- Privacy glass available

BENEFITS

- Reinforced astragal above 10' - 0"
- Raised grid for design freedom available
- Hidden drainages for unique appearance
- Glass heat strengthened standard
- Aluminun material is chemically pre-treated

GLASS TYPE

- Laminated 9/16" H.S.
- Laminated 9/16" H.S.
- Insulated 1-5/16" H.S.

GLASS INTERLAYER

- SGP

MAXIMUM QUALIFIED SQFT

- Min Width: 60"
- Max Width: 120"
- Min Height: 78"
- Max Height: 120"

MAX SQFT

- 100.00"



insurance



noise reduction



uv protection



energy saving



hurricane protection

Serie EC 600

Commercial French Door

Design options to meet a variety of architectural styles preference with ability to meet ADA standars code. Hi techprofile and rainforced material feature a higher design pressure, making them ideal for your new or existing construction.



DESCRIPTION

- (LMI/SMI) missile impact rated
- Design loads PVB Interlayer (+/-120) SG Interlayer (+/-140)
- Frame depht 5"
- 1 1/4" - 2" Threshold option
- Bottom rail 4.5" - 8" symmetric available
- High performance low-e coating
- Sea Turtle Protection Code glass available
- Privacy glass available

BENEFITS

- Quality and strength of heavy duty-gauge aluminun
- Our is perfect for hotels, schools, office and buildings
- Reinforced entry resistant
- Glass heat strengthened standard
- Aluminun material is chemically pre-treated
- Front glazing design

GLASS TYPE

- Laminated 9/16" H.S.
- Insulated 1-5/16" H.S.

MAXIMUM QUALIFIED SQFT

- Min Width: 26"
- Max Width: 48"
- Min Height: 64"
- Max Height: 120"

MAX SQFT

- 40.00"



insurance



noise reduction



uv protection



energy saving



hurricane protection

Serie EC 650

French Door

Build with elegance and versatility a high quality commercial grade aluminum alloy and intruder resistant laminated glass french door, this product unlike wood or steel, our doors won't warp or rust. This product is ideal for all entry door as an aesthetically impressive entrance with high functionality and or passage door to connect your indoor and outdoor living spaces.



DESCRIPTION

- (LMI/SMI) missile impact rated
- Design loads PVB Interlayer (+/-120) SG Interlayer (+/-140)
- Robust SGD with anchorless jambs
- Frame depth 5"
- Out-swing motion
- 1 1/4" - 2" Threshold option
- Bottom rail 4.5" - 8" symmetric available
- Stainless steel assembly screws to avoid future corrosion
- High performance low-e coating
- Sea Turtle Protection Code glass available
- Privacy glass available

BENEFITS

- Optional raised grid with high design
- Self mating sidelites
- Three-point lock, heavy-duty hinges, lever, handles deadbolts
- Design options to meet a variety of styles and preferences
- Glass heat strengthened standard
- Aluminum material is chemically pre-treated
- Front glazing design

GLASS TYPE

- Laminated 7/16" H.S.
- Laminated 9/16" H.S.
- Insulated 1/16" H.S.

GLASS INTERLAYER

- PVB
- SGP

MAXIMUM QUALIFIED SQFT

- Min Width: 48"
- Max Width: 96"
- Min Height: 72"
- Max Height: 120"

MAX SQFT

- 40.00"



insurance



noise reduction



uv protection




energy saving



hurricane protection

Architectural
SHAPES
 Available



ARCH TOP FIXED

MAXIMUM QUALIFIED SQFT

- Min Width: 36"
- Max Width: 216"
- Min Height: 12"
- Max Height: 144"

MAX SQFT

- 41.60"



ARCH FIXED

MAXIMUM QUALIFIED SQFT

- Min Width: 20"
- Max Width: 100"
- Min Height: 14"
- Max Height: 128"

MAX SQFT

- 41.66"



HALF ARCH FIXED LEFT / HALF ARCH FIXED RIGHT

MAXIMUM QUALIFIED SQFT

- Min Width: 18"
- Max Width: 100"
- Min Height: 24"
- Max Height: 128"

MAX SQFT

- 41.66"



CIRCLE FIXED

MAXIMUM QUALIFIED SQFT

- Min Width: 20"
- Max Width: 76.5"
- Min Height: 20"
- Max Height: 76.5"

MAX SQFT

- 41.66"



TRAPEZOID LEFT / TRAPEZOID RIGHT

MAXIMUM QUALIFIED SQFT

- Min Width: 18"
- Max Width: 128"
- Min Height: 24"
- Max Height: 128"

MAX SQFT

- 41.66"



TOMBSTONE FIXED

MAXIMUM QUALIFIED SQFT

- Min Width: 20"
- Max Width: 76.5"
- Min Height: 20"
- Max Height: 76.5"

MAX SQFT

- 41.66"

33



HALF TOMBSTONE FIXED LEFT / HALF TOMBSTONE
FIXED RIGHT

MAXIMUM QUALIFIED SQFT

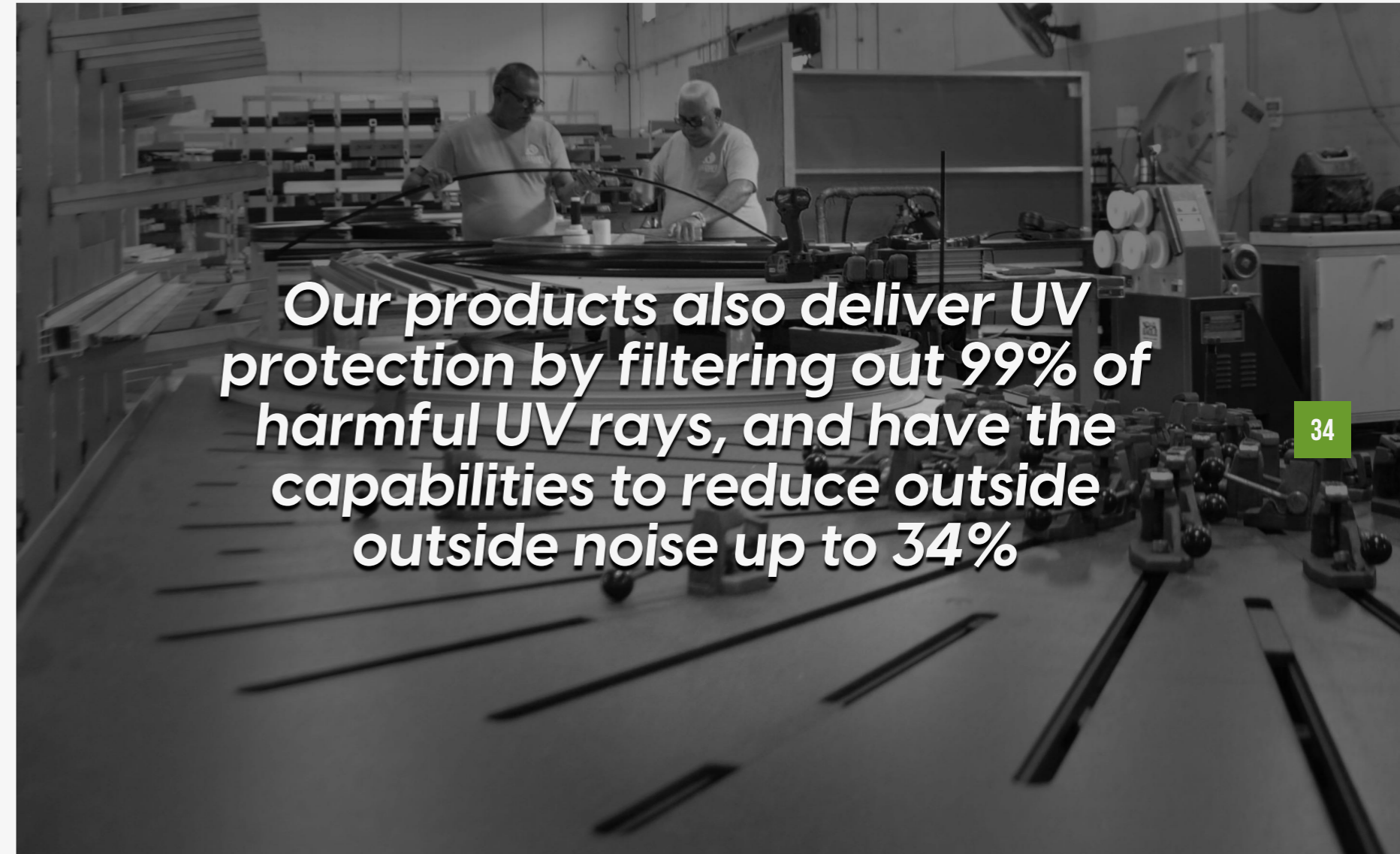
- Min Width: 18"
- Max Width: 70"
- Min Height: 24"
- Max Height: 128"



HALF CIRCLE FIXED

MAXIMUM QUALIFIED SQFT

- Min Width: 24"
- Max Width: 80"
- Min Height: 12"
- Max Height: 40"



Our products also deliver UV protection by filtering out 99% of harmful UV rays, and have the capabilities to reduce outside outside noise up to 34%

34

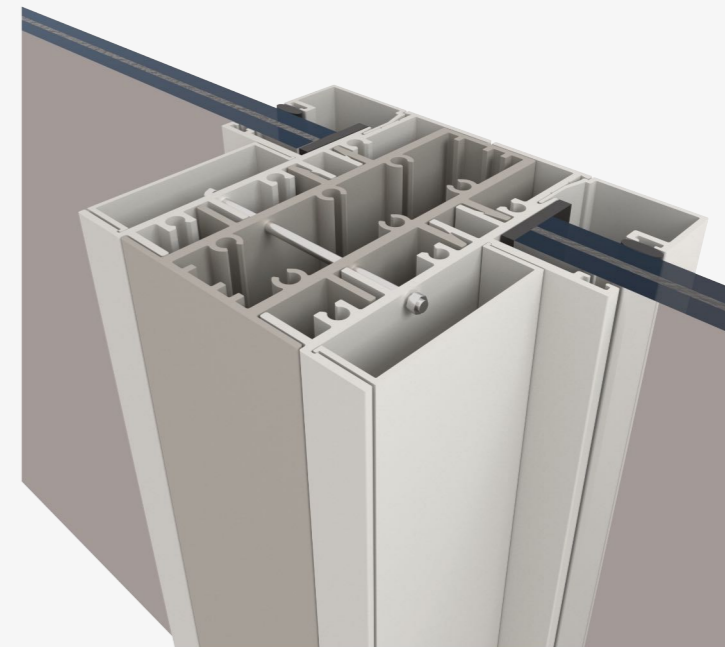
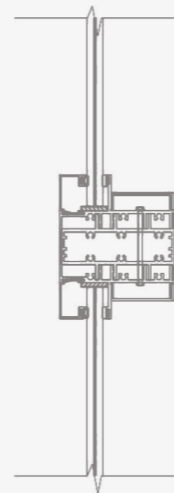
Window
MULLION
Aluminun

DESCRIPTION

- Concealed HOR, AWD vent mullion
- Florida Approval installed with-out-clip
- Reinforce for large sizes
- Depth 3"
- Maximum lenght 120"

BENEFITS

- Aluminun alloy does not rot, warp or rust
- Built weather tough conditions
- Strong frame design
- No chip required



Standard FINISHES

AVAILABLE GLASS COLORS




CLEAR




BRONZE




GRAY



GREEN




AZURE BLUE




WHITE INTERLAYER
(PRIVACY)


AVAILABLE FRAME COLORS



BRONZE



CLEAR ANODIZED



WHITE